


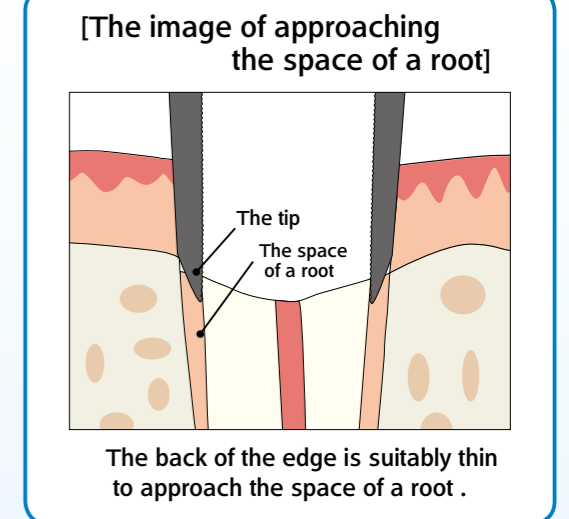
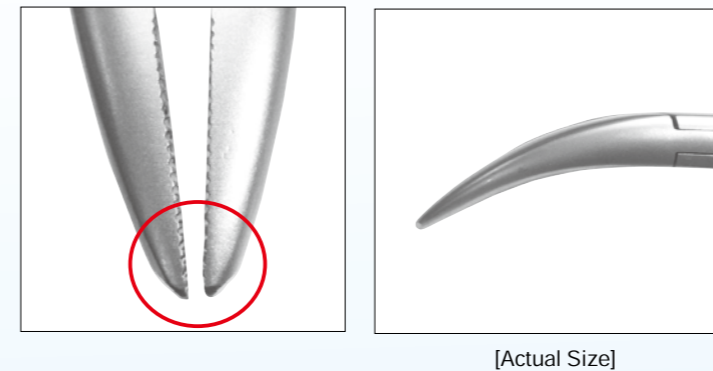
Extraction Forceps for Root Type-2

The sharp edge like an "Elevator" can go inside a root smoothly and hold remaining root firmly.



The sharp tip is designed for approaching the narrow space of a root

We manufactured suitably thin tip for approaching very narrow spaces of a root.



The serration of the edge holds a remaining root firmly

Even a remaining root is fragile, The serration holds it without putting too much power.



Slender and long neck

The neck is slender and long enough to avoid adjacent tooth.



Easy handling by "Spring"

The spring makes handling stable and comfortable. This spring also prevents Dr. from putting too much power.